



Old Sturbridge Village
Accessibility Guide

Old Sturbridge Village is an outdoor history museum and re-created New England town of the early 19th century. The Village covers over 200 acres and has more than 40 historic and reconstructed buildings. Unpaved roads lead to houses, farms, shops, mills, and gardens typical of 19th-century rural New England. Throughout the Village historically costumed "interpreters" demonstrate and discuss the daily life, work, and community celebrations of earlier generations.


Over one-half of our historical buildings have wheelchair-accessible entrances; interior access varies. The Village's unpaved roads are generally firm and stable. Most roads are level, with steeper grades located near the Bullard Tavern, Glass Exhibit, and Herb Garden. Longer, more gradual grades are located near the Visitor Center and Freeman Farmhouse. (See enclosed map.)

The Visitor Center is the main entrance for most visitors. Ticketing and information services, exhibition galleries, and a theatre are located here. Please begin your visit in the Visitor Center concourse.












- **Parking:** Designated spaces are located near the Visitor Center, The Oliver Wight Tavern, and at the Education Building.
- **Accessible Rest Rooms:** Located in the Visitor Center, The Oliver Wight Tavern, the New England Bookstore, the Fuller Conference Center, the Bullard Tavern, near the Carding Mill, and in the Education Building.
- **Manual wheelchairs** are available for loan at the Visitor Center and the Education Building on a first come, first serve basis. Numbers are limited. Bring your own manual or electric wheelchair and receive a reduced admission.
- **Strollers:** Available for rent at the Visitor Center. Numbers are limited. Adapted strollers for children with disabilities are allowed in all buildings.
- **Sensory Opportunities:** Available throughout the museum. Please ask our costumed "interpreters" about objects that can be handled.
- **Service Animals:** Welcome in all exhibits.
- **Horse Drawn Carryall:** Provides transportation between the Bullard Tavern and the Blacksmith Shop. (Operating schedule varies seasonally.) Vehicle is equipped with a ramp; driver can provide assistance.
- **First Aid:** Located behind Friends Meetinghouse. First-aid staff available during museum hours.

















Our re-created historical landscape has dirt roads and steep grades that may make traveling difficult for some visitors. In addition, buildings constructed in the 18th and 19th centuries often have entrance steps, narrow doorways and other physical barriers. Ramps and inclines improve access to many of our historical buildings, as noted below.








KEY

- : Entrance accessible via ramp or incline; interior access varies.
- **Limited Access:** One or two steps. Assistance may be helpful.
- **Difficult Access:** Three or more steps, or narrow doorways. Assistance may be helpful.

Exhibits marked with an asterisk () are staffed seasonally.*

- **Bank:** Difficult Access (3 steps, 24" rise; 1" threshold; single door 24")
- **Bixby House:** (dirt incline at rear door; door 31") 
- **Blacksmith Shop:**  (dirt inclines)
- **Dennison Building:**  (wooden ramp at side door)
- **Boat * :**  (wooden ramp to boat)
- **Bullard Tavern:** 
 - Main level: brick incline at front door
 - Lower level: wooden incline at side door
 - Picnic area (seasonal): Some tables 
- **Carding Mill:** Difficult Access (3 steps, 19" rise; single door 27")
- **Center Meetinghouse:**  via road in front of Horse sheds (dirt incline at rear door)
- *** Cider Mill:**  (dirt incline)
- **Clock & Exhibit Galleries:**  through Visitor Center
- **Conference Center:** 
- **Cooper Shop:** Limited Access (1 step, 10" rise)
- **District School:**  (dirt incline at side door). Interior seating arrangement may limit wheelchair mobility.
- **Fenno House:** Difficult Access (1 step, 10" rise, at side shed door; door 28")

- **Fenno Barn:** (dirt incline)
- **Firearms, and Textiles * :**  (wooden ramp at front door)
- **Fitch House:** Accessible via ramp in rear of the house.
- **Fitch Barn:** (dirt incline)
- **Freeman Farm Barn:**  (dirt incline)
- **Freeman Farmhouse:** Difficult Access (2 steps, 15" rise, at side door; door 29")
- **Friends Meetinghouse:**  (dirt incline; door 35")
- **Gift Shop & Bookstore:** 
- **Glass:**  (wooden ramp at side door)
- **Goods from the Woods:** (wooden ramp in front of exhibit)
- **Grant Store:**  (wooden ramp at side door)
- **Gristmill:** Difficult Access (4 steps, 29" rise; 2" threshold)
- **Hands On Craft Center * :**  (dirt incline at front)
- **Herb Garden * :** 
- **Herb Shed * :** (2 steps at front and side)
- **Knight Store:**  (dirt incline at side door)
- **Law Office:** Limited Access (2 steps; door 33"). Interior space limited.
- **Lighting:**  (wooden ramp at side door)
- **Little Cakes** (open seasonally): Patio ; service counter 44"
- **New Englands Changing Landscape** ; (dirt incline)
- **Parsonage:**  (dirt incline at side door; door 28"). Interior doorways may limit wheelchair mobility. Photos of second-floor rooms available.
- **Pottery Shop:**  (dirt incline)
- **Printing Office:**  (wooden ramp at side door)
- **Sawmill * :**  (wooden ramp)
- **Shoe Shop:** Limited Access (2 steps; door 29")

- **Small House:**  (dirt incline)
 - **Stagecoach * :** (difficult access)
 - **Tin Shop:**  (dirt incline at front door)
 - **Town Pound:** 
 - **Towne Barn:**  (dirt incline)
 - **Towne House:**  (wooden ramp at rear door). Photos of second-floor rooms available. Lower kitchen accessible via dirt incline at side door, beside barn.
 - **Visitor Center:** 
 - **Wool Dyeing * :** 
-
- Food and Beverages: Available at the Bullard Tavern and the Grant Store & Bake Shop, all accessible.
 - Shopping: The Museum Gift Shop and New England Bookstore and the Grant Store & Bake Shop are accessible.
 - Research Library: Currently open by appointment only. Please contact 508-347-0204 for an appointment.

For the Safety and Comfort of All

- Please do not approach, touch, or feed the livestock. Animals are unpredictable; horns, hooves, and teeth may cause injury.
- Walk carefully -- Village roads and floors are like those of early New England
- Some of our historic buildings cannot accommodate strollers
- Smoking, eating, and drinking are not permitted in buildings
- Please do not walk or climb on fences, walls, or trees
- While service animals may be admitted to the Village, we regret that pets are not allowed in the Village, except for designated Member Dog Days.